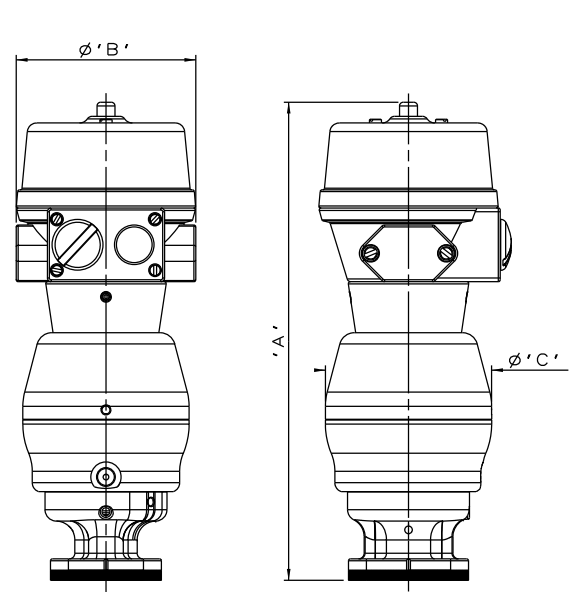
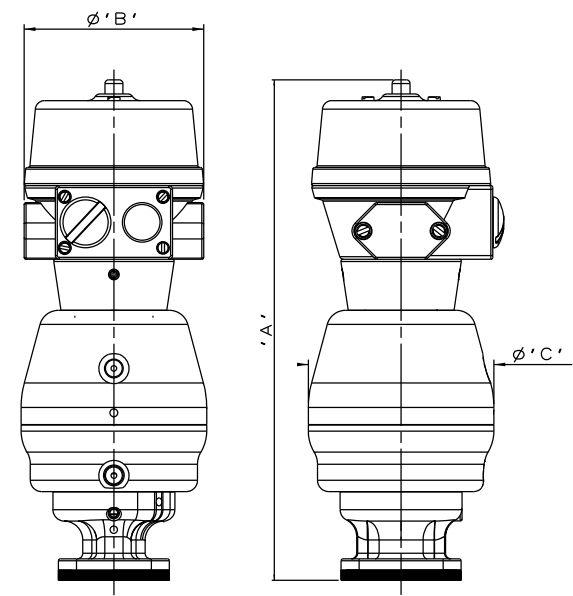


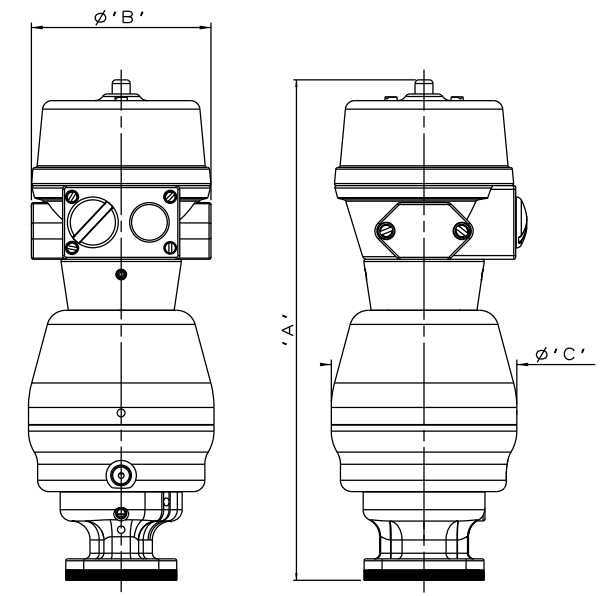
VALVE SIZE	A		B		C		WEIGHT KGS
	mm	inch	mm	inch	mm	inch	
DN20 SC LITE	253	9.96	95	3.74	88	3.46	3.1
DN20 SO	265	10.43	95	3.74	98	3.86	3.8
DN20 DA	265	10.43	95	3.74	98	3.86	3.6
DN20 SC POWER	265	10.43	95	3.74	98	3.85	3.8



DN20 LITE S360 ϕ 70 PISTON
SPRING CLOSING




DN20 S360 ϕ 80 PISTON
SPRING OPENING/DOUBLE ACTING



DN20 POWER S360 ϕ 80 PISTON
SPRING CLOSING

The information on this sheet is Private and Confidential and is the property of Crane Process Flow Technologies Limited and must not be published directly or indirectly in any manner whatsoever without the written permission of the Company and must not be used in any way detrimental to their interests.
 © Crane Process Flow Technologies



Title
 LEADING DIMENSIONS FOR DN20
 ϕ 70/80 PISTON S360 ACTUATORS
 FITTED WITH MODULE SWITCHBOXES

Drawn NAW	Date 29.08.12	UNCONTROLLED IN HARD COPY FORMAT
Checked RND	Date 29.08.12	
First Angle Projection Method E		DO NOT SCALE
Drawing No. WEB-239		Issue. 1