



CBF– Convoluted Stainless Braided Flared Thru



Flared Thru Female Cam

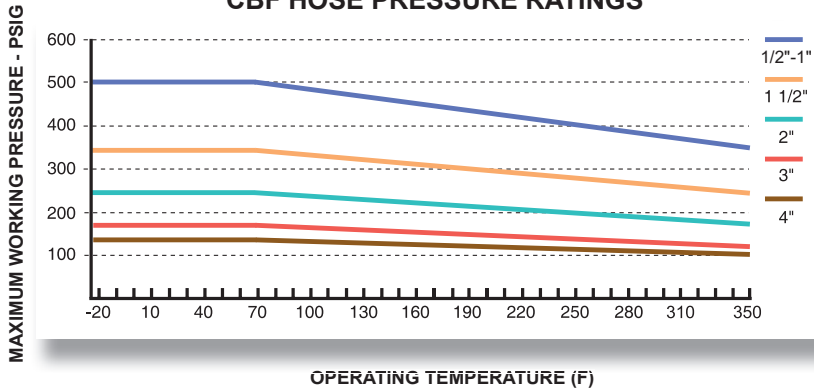


Flared Thru Sanitary Clamp

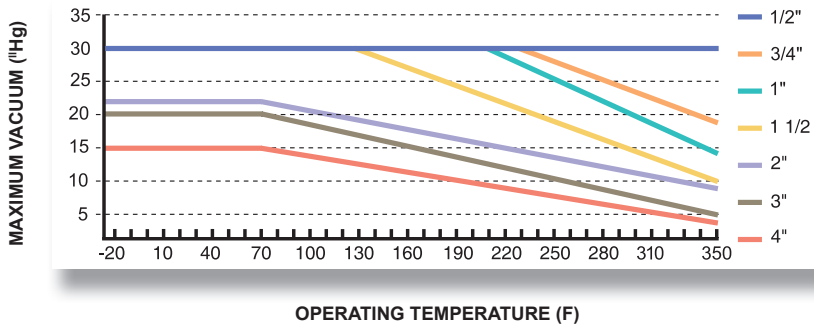


Flanged Flared Thru

CB WITH WIRE WRAP AND CBF HOSE PRESSURE RATINGS*



CBF HOSE VACUUM RATINGS



Note: Hose assembly pressure ratings may be limited by the fittings.
 Note: Vacuum ratings are based on testing done on straight assemblies.
 Bent assemblies may have reduced vacuum resistance.

Inner core: "Seamless" convoluted Teflon® PTFE

Reinforcement: 316 stainless steel braid

Temperature: -20 °F to 350 °F

Construction

Seamless helically formed convoluted Teflon® PTFE tube reinforced with 316 high tensile stainless steel wire braid and Flared Thru Style fittings.

Benefits

In addition to the benefits of our CB Style

- Flared Thru system allows Teflon® PTFE protection of all wetted surfaces, eliminating metal corrosion and process contamination

Applications


In addition to the applications where a crimp style CB hose may be selected, CBF is suitable for chemical, pharmaceutical, food and flavoring applications requiring an extremely flexible hose with no metal exposed to the media.

Fittings: Flared Thru Style



(consult factory for availability)

Optional Wire Wrap



See page 9

External Protective Accessories

See page 39

Nominal Size		Hose ID		Hose OD		Bend Radius		Max. Working Pressure at 70°F (21°C)		Burst Pressure at 70°F (21°C)		Weight Lbs / Feet
Inch	DN	Inch	MM	Inch	MM	Inch	MM	PSIG	BAR	PSIG	BAR	
1/2	15	0.470	11.9	0.748	19	2	50.8	500	34.5	2000	137.9	.20
3/4	20	0.720	18.3	1.048	26.6	2.75	69.9	500	34.5	2000	137.9	.30
1	25	0.970	24.6	1.354	34.4	4	101.6	500	34.5	2000	137.9	.48
1-1/2*	40	1.540	39.1	2.034	51.7	6	152.4	350	24.1	1400	96.5	.82
2*	50	1.970	50.0	2.464	62.6	7.5	190.5	250	17.2	1000	68.9	1.14
3	75	2.913	74.0	3.702	94.0	14	355.6	175	12.1	700	48.4	1.26
4	100	3.937	100.0	5.000	127.0	16	406.4	150	10.3	600	41.2	2.64

Note: * 1-1/2" and 2" Flared Thru assemblies may have reduced nominal size - Consult factory